


# MANUAL BASIC & EXTENDED



Place the cover and light unit over the pole



Banner: Place the fixture 50 cm beneath the counter weight of the Flag: Place the fixture halfway up the pole.



Clamp the unit with the bolts with hexagon tool nr. 4



Drill a 11 mm hole under the unit



Place the tulle over the cable



Use a cable spring to pull the cable through the pole

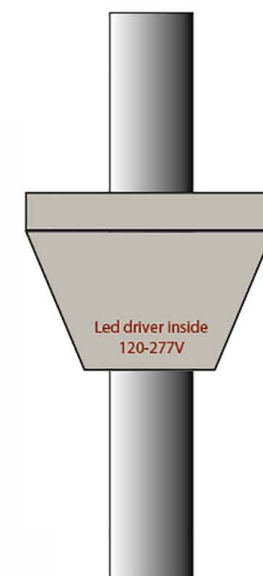


Press the tulle tightly in the pole

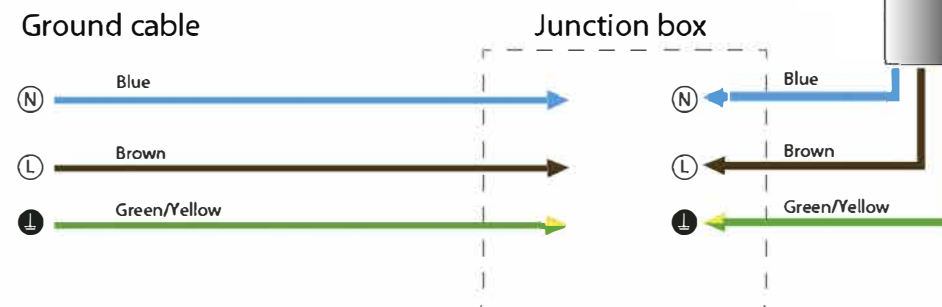


Mount the cover on the light unit using the hexagon screws

## installation



## WIRING DIAGRAM



**!** The fixture should be connected to ground at any time like the wiring diagram shows! If not, all warranty will expire.